



Compact indoor air quality monitor. Featuring highly precise fine dust measurement, CO₂ and TVOC, Palas® Air Quality and Infection Risk Index.

Description



Fig. 1: AQ Guard AQ Guard, currently the most advanced compact analyzer for determining indoor air quality, continuously and reliably analyses airborne fine dust particles in the range 175 nm – 20 µm. A newly developed mass conversion algorithm calculates PM values based on single particle optical light scattering, taking signal duration and shape into account. Sensor system and algorithms were developed based on the technology of the EN 16450 certified Fidas® 200. The "Ambient" version (with heated aerosol inlet) achieves precision comparable to type approved analyzers, which makes AQ Guard stand out compared to similar devices.

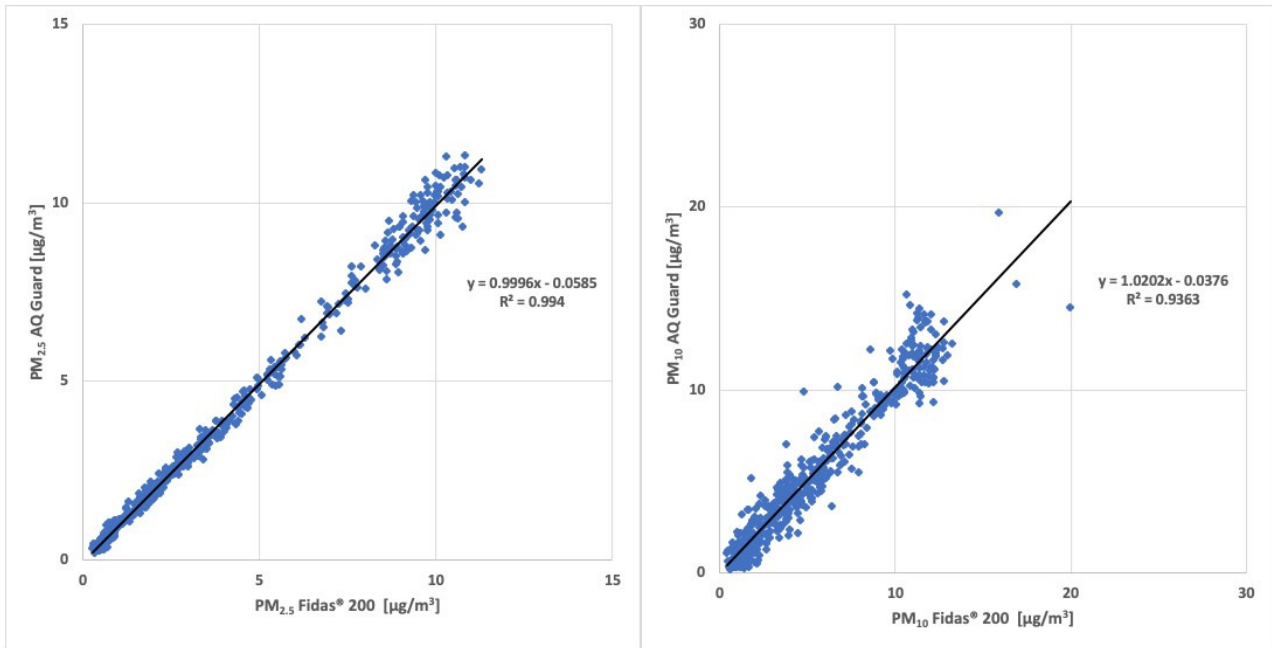


Fig. 2: Comparison of data recorded by AQ Guard ambient and Fidas® 200 S. Besides the PM₁₀ and PM_{2.5} fine dust fractions, relevant for regulatory immission control, AQ Guard simultaneously calculates and records PM₁, PM₄, the total dust load, the particle number concentration C_n as well as the particle size distribution. AQ Guard thus provides precise and comprehensive information about particulates as only a single particle counting and sizing device can. AQ Guard is designed for unattended, continuous operation and features an extraordinarily durable sampling gas blower. Aerosol sampling as well as optical sensor system resist staining but can be cleaned, if necessary, by the user. Exceptional long term stability of the measuring system is achieved by automatic calibration tracking and allows up to two years of operation without recalibration. Calibration status can be checked, using a test powder calibrated by Palas®. This makes Palas® aerosol spectrometers the only optical fine dust monitors which can be user calibrated with a traceable standard on site.

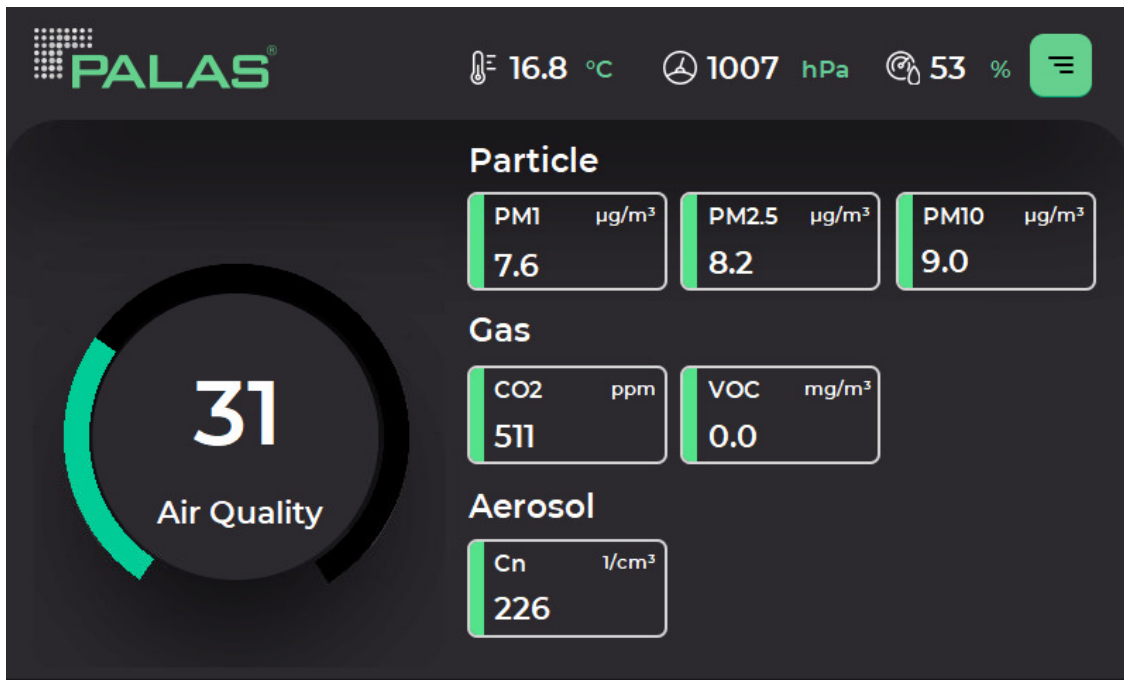


Fig. 3: AQ Guard screen view Auxiliary sensors for CO₂ and volatile organic carbohydrates (VOC) built into AQ Guard provide data for calculating an indoor air quality index (AQI) according to the European model. AQ Guard also records air temperature, pressure and relative humidity. Since CO₂ is a tracer for human breath the combined measurement of CO₂ content and particle size distribution can be used to indicate air contamination by germs and particles emitted by humans. Indoors it is thus possible to determine the fraction of the air that has been exhaled by persons present and contains potentially infectious particles. This kind of data evaluation is a new dimension for assessing indoor air quality, and is available as an "infection risk indicator" (pat. pending) in the AQ Guard. An assessment of air pollution with respect to human aerosols is more specific and meaningful than a general air quality index (AQI).

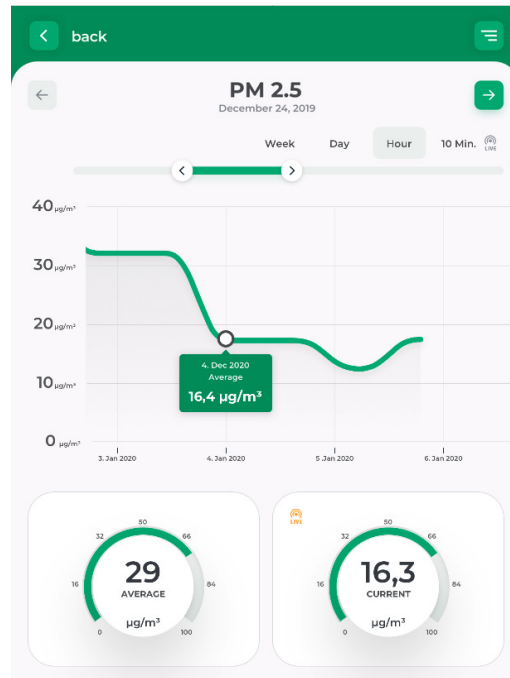


Fig. 4: Web interface AQ Guard features fast data interfaces and allows real time access over Ethernet, WiFi or cellular network. Since all results are calculated and recorded within the analyzer it requires no external data processing by, e.g., cloud computing. Users retain full control over their data and decide over information access. AQ Guard can provide numerical data, using various communication protocols, as well as visualize information on any type of device using a modern web interface. design and optional power supply on the Ethernet port (PoE) simplifies installation in buildings and integration in an existing infrastructure. The basic version of AQ Guard measures the fine dust fractions PM10 and PM2.5. If in-depth information about the particulate matter is required we offer the "Fine Dust Professional" package. This package provides additional PM fractions, the number concentration, and the particle size distribution data. For indoor air quality and hygiene applications we offer the "Healthy Rooms" package. This package provides measurement of CO₂ and TVOC concentration, air quality index, and infection risk index. The "Indoor Air Hygiene Professional" package addresses professional in indoor air management and hygiene. It comprises all features of the "Fine Dust Professional" and "Healthy Rooms" packages. Furthermore the air hygiene quality of an indoor space can be assessed based on measurements taken over a predefined test period, including automatic report generation. .

Benefits

- Technology based on the type approved Fidas® 200 series (EN16450 and MCERTS); simultaneous measurement of C_n, PM₁, PM_{2.5}, PM₄, PM₁₀
- Computation of air quality index based on measurements of particulates, CO₂, and VOC
- Estimation of infection risk based on measurements of CO₂ and particulate matter
- High accuracy due to advanced algorithms
- Long term stable due to self calibration for measurement of flow rate, particulates, and gaseous pollutants
- 2 years operation without calibration
- Operates on AC, DC, or power-over-Ethernet

Datasheet

Parameter	Description
Interfaces	USB, Ethernet, Wi-Fi, optional: UMTS
Measurement range (size)	0.175 – 20 µm
Size channels	64 (32/decade)
Measuring principle	Single particle optical light scattering with evaluation of signal duration and shape, advanced mass conversion algorithm
Measurement range (number C_N)	0 – 20,000 particles/cm ³
Volume flow	1.0 l/min $\hat{=}$ 0.06 m ³ /h
Data acquisition	Digital, 22 MHz processor, 256 raw data channels
Light source	Long term stable LED
Power consumption	< 15 W
User interface	Touchscreen 800 • 480 Pixel, 5" (12,7cm)
Dimensions	175 • 280 • 140 mm (H • W • D)
Weight	2.4 kg
Operating system	Windows 10 IoT Enterprise
Data logger storage	10 GB
Software	PDAnalyze
Response time	1 s
Aerosol conditioning	Optional: thermal with compact IADS
Measurement range (mass)	0 – 20,000 µg/m ³
Reported data	PM ₁ , PM _{2.5} , PM ₄ , PM ₁₀ , TSP, C _N , particle size distribution, pressure, temperature, relative humidity, CO ₂ , TVOC, Infection Risk Index, Air Quality Index
Installation conditions	-20 – +50 °C
Linearity	0.95 – 1.05 (measured against EN16450 certified Fidas® 200)
Accuracy	R2 > 0,98 for PM2.5 and R2 > 0,94 for PM10 versus EN16450-certified Fidas® 200 (15 min average, each)

Applications

- Industry:
 - Production processes
 - Bulk material handling (mixing, discharge, storage, packaging etc.)
 - Fenceline Monitoring
- Construction sites: Roads, railroads, demolition sites
- Buildings: Schools, kindergartens, hospitals, hotels, offices, public service buildings
- Residential buildings near construction sites or other polluted areas
- Public transportation: Airports, train stations, tramway underground stations, cruise ships, passenger cabin, e.g. in tram, train

Palas GmbH
Partikel- und Lasermesstechnik
Greschbachstrasse 3 b
76229 Karlsruhe
Germany

Managing Partner:
Dr.-Ing. Maximilian Weiß
Commercial Register:
register court: Mannheim
company registration number: HRB 103813
USt-Id: DE143585902



Contact: E-Mail: mail@palas.de Internet: www.palas.de Tel: +49 (0)721 96213-0 Fax: +49 (0)721 96213-33